

Parent Help-at-home Sheets

Ways a Parent Can Help a Child **LEARN TO READ**

1

Let your child see you reading!

Have magazines and books in your home.

2

Look for appropriate word and reading games online to play with your child

3

Ask your child to draw a picture or write about what happens in a story.

Keep paper, notebooks, pencils, pens, markers and crayons available in your house.

4

When you're reading a magazine or newsletter, ask your child to look on the pages for pictures that start with a certain sound.

Do you see a picture of a thing that starts with "p"?

5

Set aside a time and place for reading -

like a comfy chair with a reading light for bedtime stories

6

Visit your public library regularly.

Find and read together the books that were your favorites when you were a kid.

7

Enjoy reading with your child.

Laugh at silly pictures. Make goofy voices. **Have fun!**

8

Ask your child questions about the story as you read together:

- What is the story about?
- Why do you think he/she made that choice? Was it a good choice?
- Why did that happen?
- What do you think will happen next?
- What was your favorite part of the story? Why?

9

Make a game out of finding words that rhyme or that start with the same sound

10

After you finish reading a story, look back at a page and ask your child to find common words.

"Can you find the word ___?"

11

Teach your child to recognize his or her










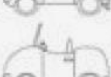







Fourteen Fabulously Free Math Apps for the iPad!



In the Car Activities

Please take advantage of the time you spend with your little ones in the car!

-  Generate rhyming words
-  Read street signs & billboards
-  A -Z: Find signs for each letter in *alphabetic order!*
-  Vowel Search in spoken & printed words
-  Count the syllables in spoken & printed words
-  Find shapes on billboards (2D & 3D)
-  Name the different types of clouds in the sky
-  Count the change in your mom's purse or dad's pocket
-  Mental Math: add & subtract up to three numbers in your head
-  Think of a number: what's 1 more than the number? One less? Ten more? Ten less?
-  Make up addition & subtraction story problems
-  Count backwards from 20, 7, 13, etc.
-  List the four problems of different fact families

Reading At Home...

Can Make A HUGE Difference!



Choose Books That Are At An Appropriate Reading Level For Your Child

- Use the five finger rule. Open the book to any page and ask your child to read. Put up a finger every time your child does not know a word. If you have put up more than five fingers before the end of the page, this book is too hard for your child.
- Choose books that match your child's likes and interests.

Make Reading A Part Of Your Family Time!

Family time is so important.. Why not make reading part of this valuable time with your kids? Here are some tips for integrating reading into our daily family activities:


- Read bedtime stories
- Play a board game
- Visit your local library
- Read a recipe and cook something yummy together!
- Create a comfy reading space in your home.
- Put your child in charge of reading the grocery list at the store.



Keep plenty of reading materials in your home: books, magazines, newspapers, and comic books. Children enjoy having a variety of reading materials!

© All Students Can SHINE 2014

15-20 minutes is plenty for a beginning reader!



How To Read With A Beginning Reader:

- Encourage your child to use his/her finger to point to each word.
- Read a sentence and have your child repeat it.
- Take turns reading a sentence each or a page each.
- Talk about the story as you read it. What do you think will happen next? What does this story remind you of? How do you think this character feels?
- Don't be afraid to read the same book again! Repeated reading helps build reading fluency!

Check For Understanding

- ✓ Start the book by making predictions. What do you think will happen in this story?
- ✓ Ask questions and make comments during the reading process.
- ✓ After reading a book, have your child tell you the events from the story in the correct order.
- ✓ What was the problem in this story?
- ✓ How did the character feel when...?
- ✓ Encourage your child to make connections. Does this story remind you of another book you read, an event in your life, a movie?



Read Books Online!

There are many fun and interactive websites for literacy. Here are a few FREE online resources:

- www.starfall.com
- www.speakaboos.com
- www.spellingcity.com
- www.wegivebooks.org
- <http://interactivsites.weebly.com>

© All Students Can SHINE 2014

Ways a Parent Can Help with **MATH**

1

Look for shapes and patterns in real life

2

Have your child measure ingredients for a recipe you are making

3

Ask your child to explain the math skills he or she is working on in school

4

When helping your child with homework or school assignments, ask him or her to explain how he or she got an answer

5

Help your child find some appropriate number and problem-solving games to play online

6

Play card or board games that involve counting or patterns

7

Ask your child to count change at the grocery store, or to estimate the total cost while you are shopping

8

Compare:

Which is the tallest?
...the heaviest?
...the longest?
...the smallest?
...the fastest?
...the hottest?
...the most expensive?

9

Have tools such as a ruler, a scale, a calculator, and a measuring tape available to use in your house

10

Encourage your child to track or graph scores or stats for a favorite sports team

11

Use dice or playing cards to make a game out of practicing math facts



Choose a number and set tasks like this

TODAY'S NUMBER 8

1. Write it _____

2. Draw it _____

3. Add 6 _____

4. Subtract 3 _____

5. Add 4 _____

6. Subtract 2 _____

7. Next 5 Numbers



How can I help my child with **MATH**?

Count your steps as you take a walk. Count by 1's, 2's, 5's, and 10's.

Give your child story problems to try and solve. Have your child **explain** how to solve the problem.

Let your child help you cook. Cooking involves a lot of counting and measuring.

Help your child **learn math vocabulary**.

Give your child coins to practice counting money.

Have children point out patterns they find.

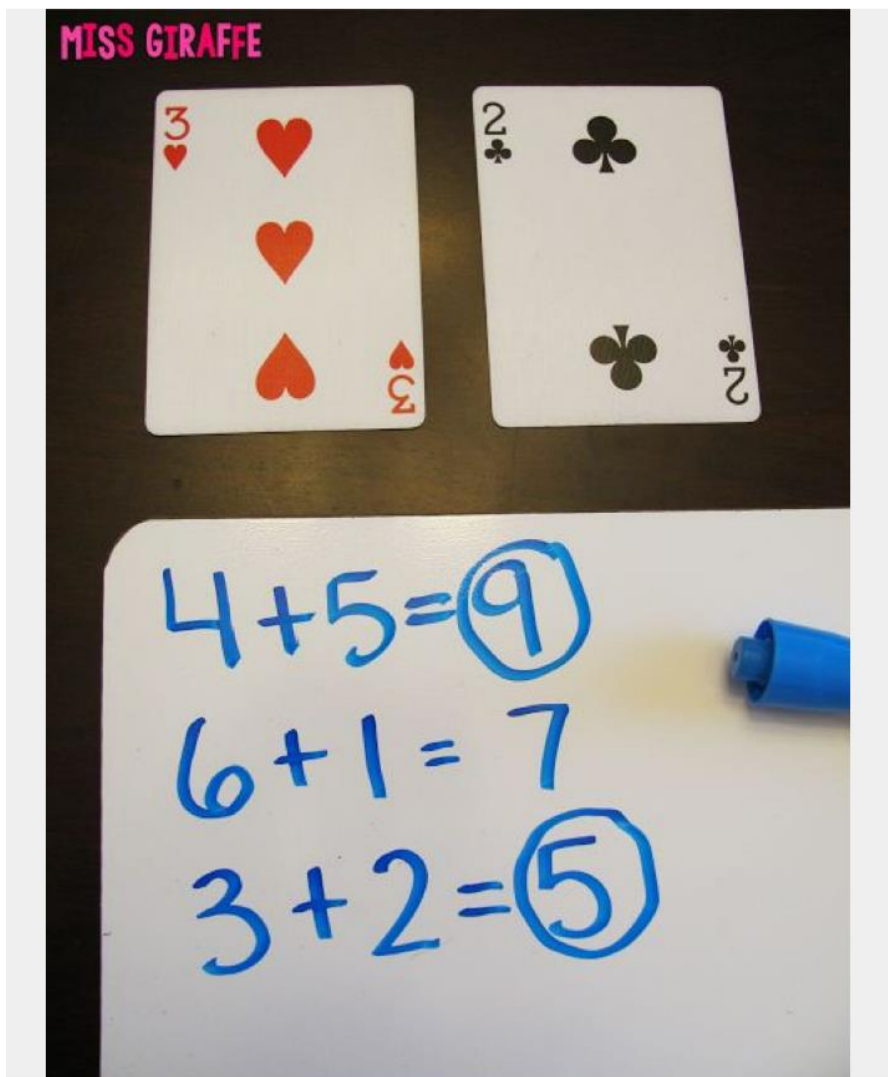
Show your child that math is in our everyday lives.



Use a pack of playing cards to make some fun sums.

Place two piles of cards face down and with your child turn over the top two cards. Decide if they have to add, subtract or multiply the two values.

This can be extended to 3 piles and mix the add/subtract/multiply depending what stage your child is at.



You can discuss the answers: is it odd/even?

You could ask your child to order the answers smallest to largest etc.